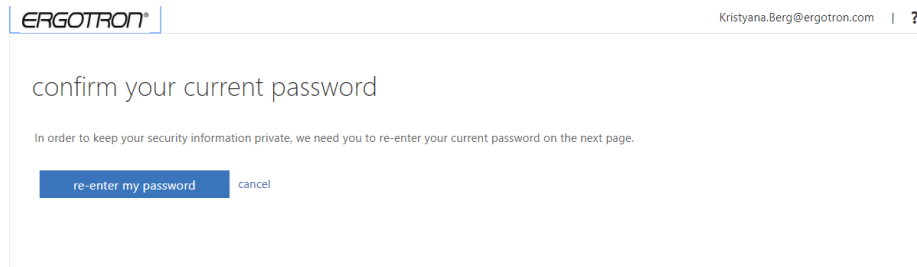


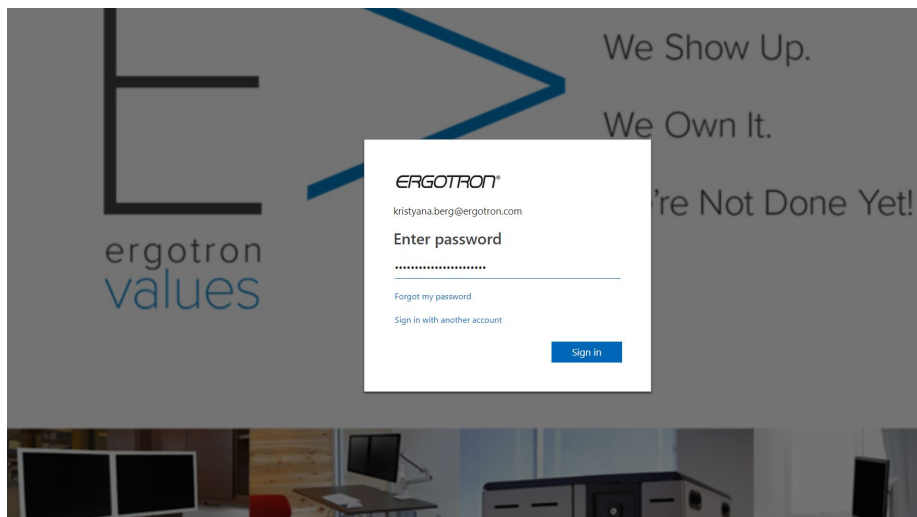
Self-Service Password Reset - Registration

Connect IT has implemented Self-Service Password Reset. This allows you to reset your password if you have forgotten it or change your password yourself easily! Setting it up is easy, we recommend doing it today.

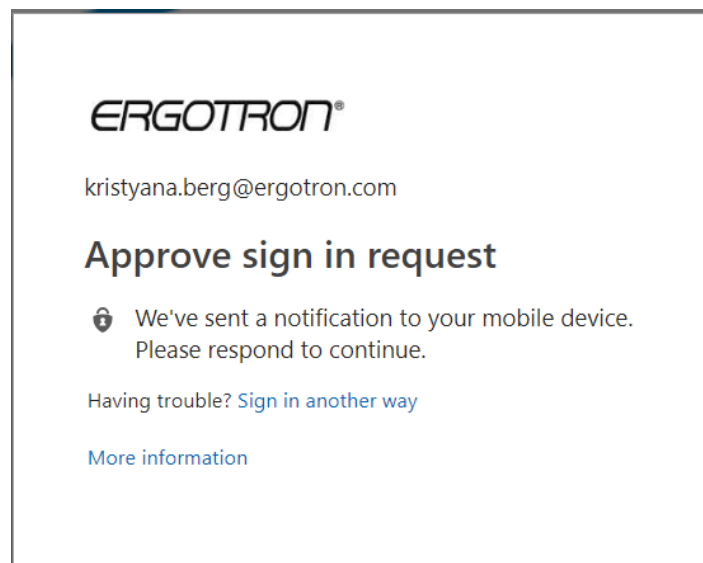
1. Go here <http://password.ergotron.com>
2. Choose the 'Register' button
3. Login if you are prompted



The screenshot shows a web browser window with the ERGOTRON logo in the top left and the user email 'Kristyana.Berg@ergotron.com' in the top right. The main content area is titled 'confirm your current password'. Below the title, there is a message: 'In order to keep your security information private, we need you to re-enter your current password on the next page.' At the bottom of the form, there are two buttons: a blue button labeled 're-enter my password' and a smaller, lighter button labeled 'cancel'.



The screenshot shows a sign-in modal window overlaid on a background image of an office. The modal has the ERGOTRON logo and the user email 'kristyana.berg@ergotron.com'. It contains a form with the label 'Enter password' and a password input field. Below the input field, there are links for 'Forgot my password' and 'Sign in with another account'. A blue 'Sign in' button is located at the bottom right of the modal. The background image includes the text 'We Show Up. We Own It. You're Not Done Yet!' and the ERGOTRON logo with the tagline 'ergotron values'.



The screenshot shows a sign-in approval page. At the top is the ERGOTRON logo and the user email 'kristyana.berg@ergotron.com'. The main heading is 'Approve sign in request'. Below this, there is a lock icon followed by the text: 'We've sent a notification to your mobile device. Please respond to continue.' There are two links at the bottom: 'Having trouble? Sign in another way' and 'More information'.

4. Setup your password recovery options. These will be the ways that you can prove that it is you if you forget your password and need to reset it!

don't lose access to your account!

To make sure you can reset your password, we need to collect some info so we can verify who you are. We won't use this to spam you - just to keep your account more secure. **You'll need to set up at least 1 of the options below.**

✔ Office phone is set to +1 6519054869. This information is managed by your administrator.

✔ Authentication Phone is set to +1 9522701864. [Change](#)

✔ Authentication Email is set to tberg@ergotron.com. [Change](#)

! Security Questions are not configured. [Set them up now](#)



[looks good](#) [cancel](#)

Authentication Email – recommended to use a personal email address

ERGOTRON®

don't lose access to your account!

Please verify your authentication email address below. Don't use your primary work or school email.

Authentication Email

[email me](#)

We've sent an email message containing a verification code to your inbox.

[verify](#) [try again](#)

[back](#)

Security Questions – recommended to set these up

ERGOTRON®

Kristyana.Berg@ergotron.com | ?

don't lose access to your account!

Please select questions to answer below. Your admin requires you to set up 3 questions, and answers must be at least 3 characters long.

Security question 1

Security question 2

Security question 3

[save answers](#)

[back](#)

5. That's it! You are all set and can choose 'finish' when you are done!

ERGOTRON[®] Kristyana.Berg@ergotron.com | ?

don't lose access to your account!

Thanks! We'll use the info below to recover your account if you forget your password. Click "finish" to close this page.

- ✔ Office phone is set to [REDACTED] This information is managed by your administrator.
- ✔ Authentication Phone is set to [REDACTED] [Change](#)
- ✔ Authentication Email is set to [REDACTED]@gmail.com. [Change](#)
- ✔ 3 Security Questions are configured. [Change](#)

Please save the address <http://password.ergotron.com> to your default browser for easy access later!