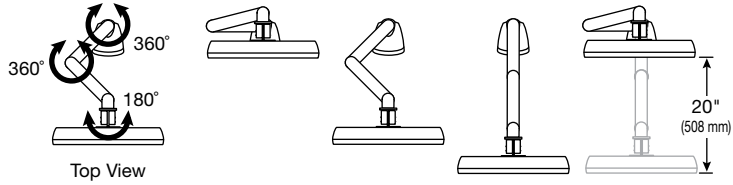


Ergotron® 200 Series

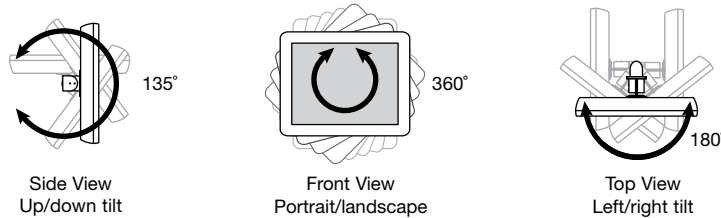
fixed height pivots and extensions

Rotation...

- Telescopic motion

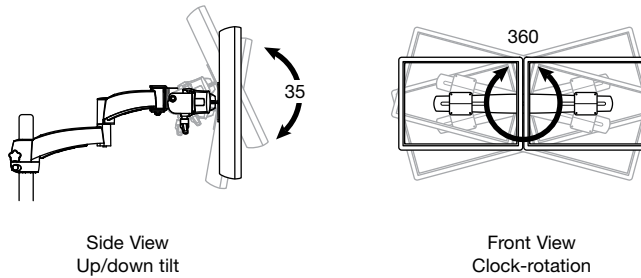


Monitor Pivot...

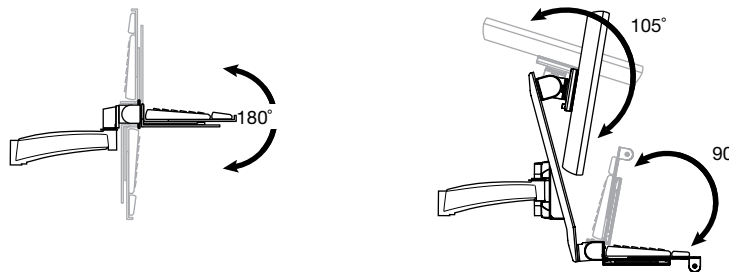


Bow Pivot (28-370-200 only)

- Up/down tilt controlled by adjustment lever: +25°/-10°
- Portrait/landscape motion available with single-arm configurations only



Keyboard/Laptop and Combo Pivots...



Americas Sales and Corporate Headquarters

St. Paul, MN USA
 (800) 888-8458
 +1-651-681-7600
 www.ergotron.com
 sales@ergotron.com

EMEA Sales

Amersfoort, The Netherlands
 +31 33 45 45 600
 www.ergotron.com
 info.eu@ergotron.com

APAC Sales

Singapore
 www.ergotron.com
 info.apac@ergotron.com

Worldwide OEM Sales

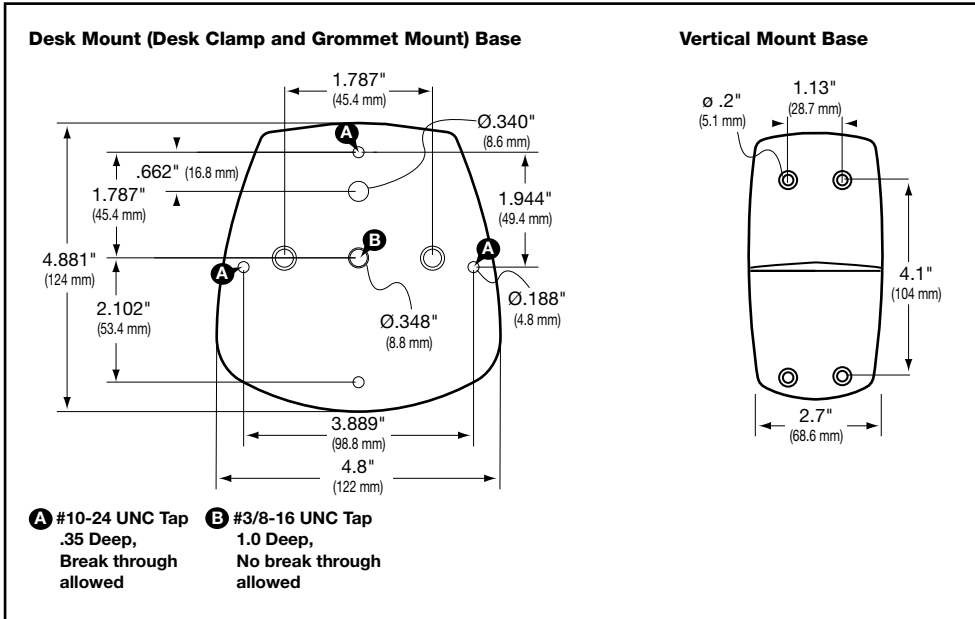
www.ergotron.com
 info.oem@ergotron.com



Ergotron® 200 Series

fixed height pivots and extensions

200 SERIES



WALL MOUNT PLATE

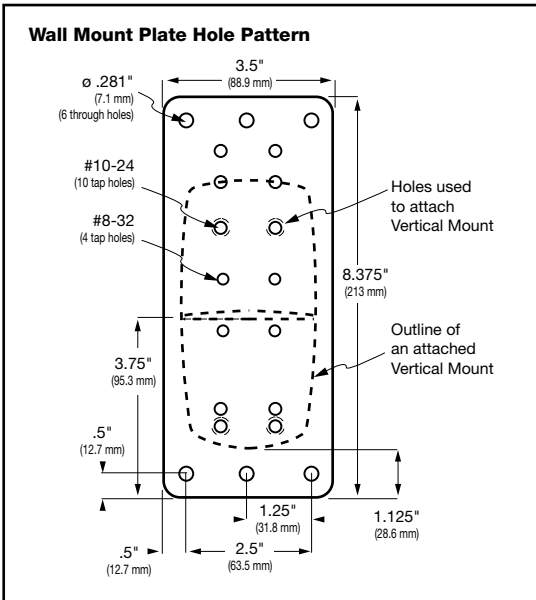


TABLE A: Weight Capacity When Adding Extensions

When adding Extensions to a 200 Series system, use the formula below to calculate the maximum allowable load:

D x L = maximum inch-lbs (not to exceed 900)

Distance (D) = The measurement in inches on a horizontal plane from the center-line of the mounting bracket to the center-of-gravity (C/G) of the monitor.

Load (L) = The weight in pounds of the monitor.

Example:

Monitor weighing 25 lbs using three 9" Extensions and a Single Pivot with P/L.

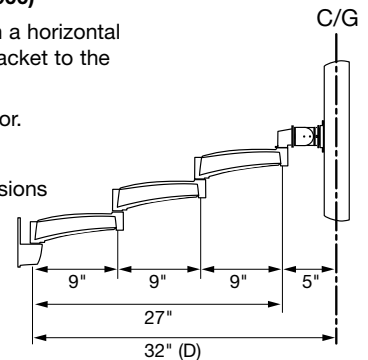
Therefore:

$$D = (3 \times 9") + 5" = 32"$$

$$L = 25 \text{ lbs}$$

$$32" \times 25 \text{ lbs} = 800 \text{ inch-lbs}$$

As 800 is less than 900, your component can be used in this configuration.



Americas Sales and Corporate Headquarters

St. Paul, MN USA
 (800) 888-8458
 +1-651-681-7600
 www.ergotron.com
 sales@ergotron.com

EMEA Sales

Amersfoort, The Netherlands
 +31 33 45 45 600
 www.ergotron.com
 info.eu@ergotron.com

APAC Sales

Singapore
 www.ergotron.com
 info.apac@ergotron.com

Worldwide OEM Sales

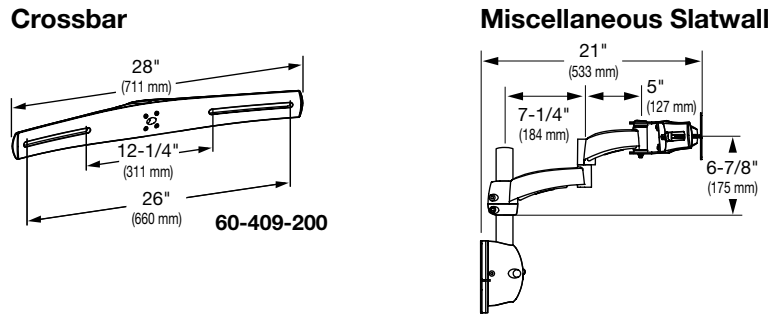
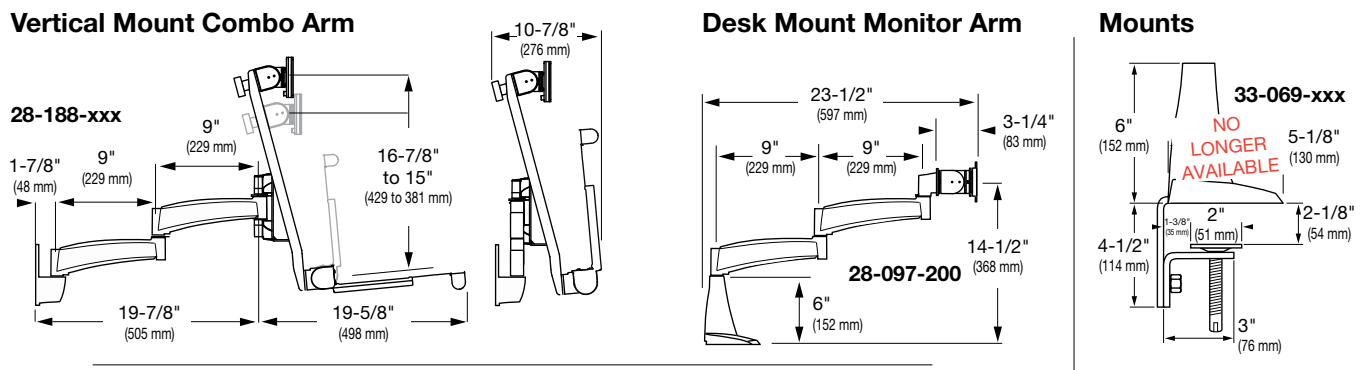
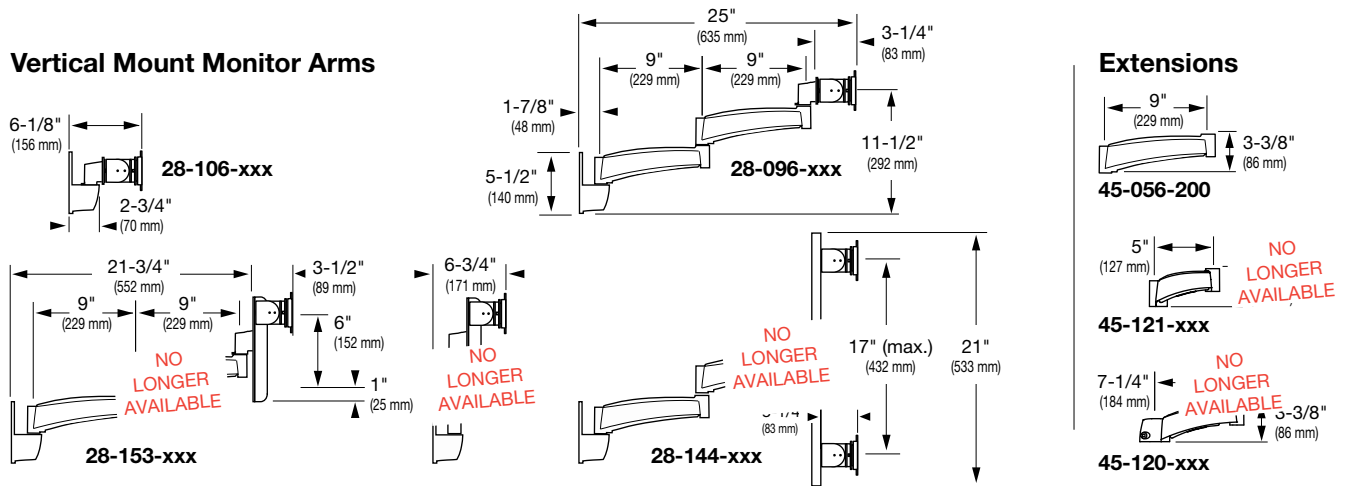
www.ergotron.com
 info.oem@ergotron.com



Ergotron® 200 Series

fixed height pivots and extensions

200 SERIES



Available Monitor Widths Using Crossbars

Number of Monitors (Horizontal Crossbar)	Allowable Monitor Width*
Dual-Monitor (28" Crossbar)	23-1/4" (590 mm)
Triple-Monitor (46" Crossbar)	20" (508 mm)
Triple-Monitor (55" Crossbar)	24.5" (622 mm)
Quad-Monitor (55" Crossbar)	16" (406 mm)

* Width refers to monitor's physical outside dimension – not screen size.

Attention: Listed allowable widths assume monitor thickness is 4" (102 mm). If monitor thickness is less, allowable width may be more. Contact Ergotron for details.

© 2008 Ergotron, Inc. rev. 05/21/2008 DIM-035 Content is subject to change without notification

Americas Sales and Corporate Headquarters	EMEA Sales	APAC Sales	Worldwide OEM Sales
St. Paul, MN USA (800) 888-8458 +1-651-681-7600 www.ergotron.com sales@ergotron.com	Amersfoort, The Netherlands +31 33 45 45 600 www.ergotron.com info.eu@ergotron.com	Singapore www.ergotron.com info.apac@ergotron.com	www.ergotron.com info.oem@ergotron.com

